






FineFlow 3000

Exceptional Flowing, Heavy Duty,
Single Component Smoothing
And Levelling Compound


PROFESSIONAL FLOORING PRODUCTS

-  Excellent Levelling & Smoothing Properties
-  Apply From Feather Edge - 20mm In One Application
-  Fast Setting, Tile After 3 Hours
-  Install Decorative Floor Coverings After 24 Hours
-  Ideal For Use Above Underfloor Heating Systems

SUPERB
SURFACE
FINISH

APPLY FROM
FEATHEREDGE
to 20mm

Walk On After
3 Hours
Tile After 3 Hours
LVT After 24 Hours



TILEMASTER **FineFlow 3000**

Exceptional Flowing, Heavy Duty, Single Component Smoothing And Levelling Compound

DESCRIPTION:

Tilemaster FineFlow 3000 is a fast setting, free flowing, single component smoothing and levelling compound. The specially formulated powder gives the product exceptional flow and smoothing properties, and is designed to give an excellent surface finish. Tilemaster FineFlow 3000 can be applied from featheredge - 20mm in one application and can receive foot traffic after 3 hours.

Tilemaster FineFlow 3000 is the ideal choice for levelling solid substrates. It has excellent flow and adhesion properties making it suitable for a wide range of both commercial and domestic applications. Tilemaster FineFlow 3000 is suitable for use over a wide range of substrates including sand & cement screeds, concrete, flooring grade asphalt, ceramic, porcelain and natural stone tiles and epoxy damp proof membranes.

Tilemaster FineFlow 3000 is also ideal for encapsulating electric underfloor heating elements on solid substrates and for use over underfloor heated screeds.

Tilemaster FineFlow 3000 is fast setting, meaning ceramic, porcelain and natural stone tiles can be installed after as little as 3 hours, and resilient floor coverings can be installed after 24 hours.

PREPARATION:

Preparation of all substrates is crucial to the success and longevity of all installations. All substrates, as stated in BS 5385, must be rigid, flat, clean, dry and sound and be free of any contaminants. Anything that could compromise adhesion to the substrate, such as dust, dirt, oil, grease, laitance, sealers, waxes and curing agents will need to be mechanically removed. Ensure that all substrates and backgrounds are strong enough to carry the weight of the compound as well as all finished floor coverings and fixing materials.

PRIMING:

Substrates require priming prior to the application of Tilemaster Fine Flow 3000. Priming the substrate will minimise the risk of pinholes forming, allow for the best flow properties and will also prolong the working time of the product.

Porous Surfaces: Suitably prepared and sufficiently dry substrates, prime with Tilemaster Primeplus diluted 1 part Primeplus to 3 parts water. If the substrate is overly porous then further coats of diluted primer may be required.

Non-Porous Surfaces: Substrates such as Tilemaster FAST One Coat DPM and existing vinyl, ceramic, porcelain and natural stone tiles should be primed with one coat of Tilemaster Prime+ Grip.

Primers should be used in accordance with instructions printed on the bottle and must be allowed to dry before applying Tilemaster Fine Flow 3000.

MIXING AND APPLICATION:

A 20kg bag of Tilemaster FineFlow 3000 requires 4.4 – 4.8 litres of water.

Add the pre-measured water to a clean bucket and slowly add the powder whilst mixing with an electric paddle. Mix until a smooth and lump free consistency is obtained. Do not add further water once mixed. Exceeding 4.8 litres of water per 20kg will result in water bleed, extended drying times, a weakened mix and poor surface finish.

N.B: Once mixed, Tilemaster FineFlow 3000 has a pot life of approximately 20 minutes at 23°C.

Pour the compound onto the prepared surface and trowel to the required depth of between featheredge and 20mm. The use of a spiked roller is recommended immediately in order to remove entrapped air and smooth out flow lines. The setting time will then depend on atmospheric conditions/temperatures - it will be slowed by lower temperatures and accelerated by higher temperatures.

PUMP APPLICATIONS:

Tilemaster FineFlow 3000 is ideal for pump applications. Mix in accordance with the pump manufacturer's instructions and ensure that regular flow checks are carried out. Ensure the water content is correct and that there is no surface separation. Test samples of the product must be conducted to ensure the pump lines are able to send product through before the product starts to set.

SETTING AND COVERING:

In ideal conditions, Tilemaster FineFlow 3000 will be set to walk on after 3 hours. Tilemaster FineFlow 3000 must be left to dry before applying the final surface flooring. This is typically after 3 hours for ceramic, porcelain and natural stone tiles and after 24 hours for resilient flooring. Thicker applications may require a longer time to dry prior to applying floor coverings. If there is no airflow within site conditions, the drying time may be restricted.

TILEMASTER **FineFlow 3000**

Exceptional Flowing, Heavy Duty, Single Component Smoothing And Levelling Compound

Screed classification	CT-C30-F7 to BS EN 13813; 2002
Pot Life @ 23°C	20 – 30 minutes
Time to foot traffic @ 23°C	3 hours
Application thickness	Featheredge – 20mm
Compressive strength N/mm ² (EN13892-2)	1 day > 10.0 7 day > 15.0 28 day > 20.0
Flexural strength N/mm ² (EN13892-2)	1 day > 4.0 7 day > 5.0 28 day > 5.0
Coverage	20kg will cover 4.2m ² at 3mm thickness
Flow properties using 30mm x 50mm flow ring	135mm – 145mm
Minimum application temperature	5°C
Shelf life	Stored correctly the powder has a shelf life of 12 months
Colour	Grey
Pack size	20kg
Note	All work must be carried out in accordance with British Standard Code of Practice.

HEALTH AND SAFETY

Tilemaster FineFlow 3000 contains cement. Irritant to respiratory system. Risk of serious damage to eyes, therefore avoid contact with eyes and prolonged contact with skin. Do not breathe dust. In case of contact with eyes, rinse immediately with plenty of water and seek medical advice. After contact with skin, take off immediately all contaminated clothing, and wash immediately with plenty of water and soap. Wear suitable gloves (e.g. cotton gloves soaked in nitrile) and eye/face protection. If swallowed, seek medical advice immediately and show this container or label. Keep out of reach of children. Low in chromates.

For further information refer to the Material Safety Data Sheet.

The information contained on this Technical Data Sheet is given voluntarily and in good faith. It is to the best of our knowledge true and accurate; however, it may contain information which is inappropriate under certain conditions of use. The company cannot accept responsibility for any loss or damage due to inappropriate use or the possibility of variations of working conditions and of workmanship outside our control.

NOTE: This product is not designed nor potentially suitable for the repair or making good of newly installed screeds that have been installed being knowingly faulty, out of manufacturers specification or with defects outside of the manufacturers or installers usual standards and specification.